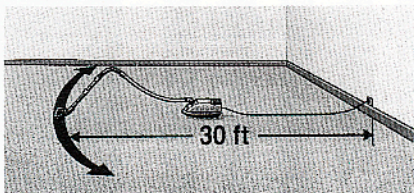


Unique Features with Extraordinary Benefits




Thermal cut-out Indicator

A thermostat prevents Miele vacuum cleaners from overheating. For example, if something is stuck in the passage and blocks the flow of air, the vacuum will switch itself off automatically. This indicator light will be illuminated to alert you to the problem and protect the motor from damage.




Operating Radius

Operating radius is a function of the length of hose and power cord. Miele is properly generous with both so there's up to 9 meters or 30 feet to use before you have to unplug and move to another outlet.




Brilliant German Design

The S548 is part of the latest generation in a long line of award winning canister vacuum cleaners. The S500/S600 series have been awarded "best of Category" Product Design awards in the international design forum.




Hygiene Cover

Should the hose be removed for storage or carrying, a special hygiene cover can be closed to prevent odor or dust from escaping the dustbag compartment.




All Wheel Drive

The undercarriage has three high quality, steel mounted smooth running castors, making the vacuum extremely stable and very easy to maneuver around obstacles. The vacuum can also sit upright, making them very convenient for use on the stairs.



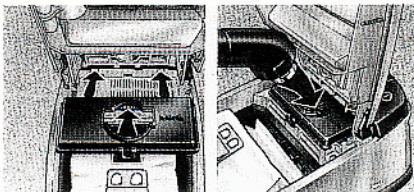
Quiet Operation

Despite the impressive power of our 1100 watt, high-output motors, Miele vacuums are remarkably quiet. You'll be able to hear the phone ringing and the radio playing. How do we do it? Our thoughtfully designed motor suspension and unique motor seal.



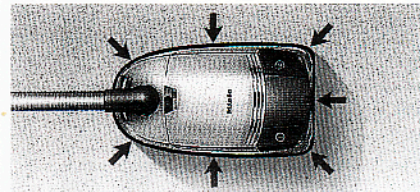
Park System

To store the wand in an upright position if you need a break during cleaning, slot the floor tool into the clip at the rear of the vacuum. The unit will switch off when the floor tool is slotted into the clip and start again when the floor tool is removed.



Blower Facility

The blower facility enables easy cleaning of awkward corners. You simply remove the filter then insert the hose into the special socket in the vacuum and blow dust out of nooks and crannies for subsequent vacuuming.



Bumper Strip

A bumper strip encompasses the entire vacuum cleaner canister to prevent any damage to furniture and the vacuum itself. It also enhances the units ability to bump easily around corners and door jams.